

**Dx**

# DIALUX EVO BEGINNERS WORKSHOP

1-to-1 Certified Training in DIALux evo

**ER.SUMAIYA ELIAZ**

+91-9632328012  
[www.novalightingconcepts.com](http://www.novalightingconcepts.com)

**NOVA**

## ABOUT ME - YOUR TRAINER

Hi, I'm Sumaiya Eliyaz, the Founder and Principal Lighting Designer at Nova Lighting Concepts, and the owner of the world's first website for DXOBJ 3D models. I am an Electrical Engineer with a deep passion for lighting design, certified by the Association of Light, Wellness, and Health (ALWH). With 7 years of extensive experience, I have worked on a diverse range of national and international projects across various sectors, including residential, retail, commercial, sports, street lighting, data centers, and facades.

### Officially Certified by DIALux Academy

Official certification from the DIALux Academy signifies that technical competence in professional lighting design has been formally validated by the creators of DIALux, the world's leading lighting design software. This certification confirms advanced understanding of lighting calculations, lux level analysis, uniformity evaluation, glare assessment, international lighting standards, and accurate simulation workflows. It represents verified expertise and professional capability aligned with global industry standards.

<https://www.dialux.com/en-GB/trainer>



DIALux

# DIALux Certified Trainer

**Sumaiya Eliyaz**

has proven the DIALux knowledge  
and is hereby authorized to hold the title  
**"DIALux Certified Trainer"**

DIALux Headquarters  
Lüdenscheid, Germany, 18.02.2026



Dieter Polle  
Chief Executive Officer

Friedrich Wilhelm Bremecker  
Business Unit Director  
Academy & Sales

This certificate is valid until 2026-12-31

# **DIALux Evo Beginners Course: What You'll Learn**

## 1. Introduction to DIALux Evo

- Introduction
- Overview of the User Interface and Important Settings

## 2. Cleaning AutoCAD files

- Addressing common issues of Autocad Files and resolving it

## 3. Architecture in DIALux Evo

- Importing Plans from Various File Formats (.dwg, .jpg, .pdf) (07:28)
- Creating Rooms

## 4. Advanced 3D modelling

- Making complete floor 3d model
- Inserting Windows and Doors
- Creating Suspended Ceilings
- Defining spaces and Utilization profiles

## 5. Interior Design with DIALux Evo

- Working with Simple Objects
- Basic Understanding of textures

## 6. Lighting Design & Luminaire Placement

- Importing Luminaire Files
- Efficient Luminaire Arrangements and Placement

## 7. Calculation & Results Analysis

- Lux levels and uniformity settings as per lighting standards
- Overview of Calculation Results and False Colour Rendering

## 8. Output Configuration Basics

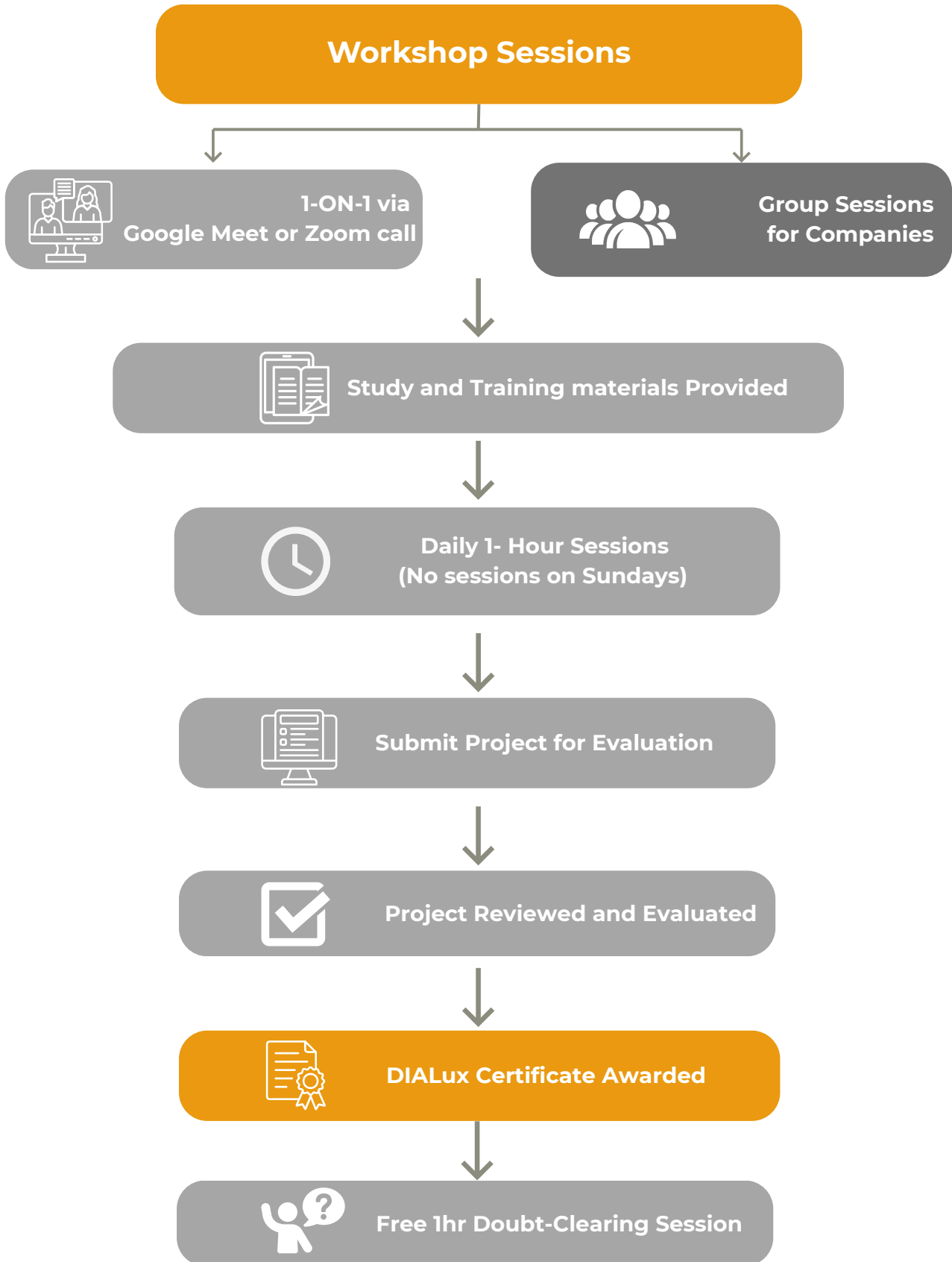
- Generating Good quality Renders and Lux Reports

**8-10 Hours Live 1-to-1 Training**

**Program Fee: Will be emailed on request only.**

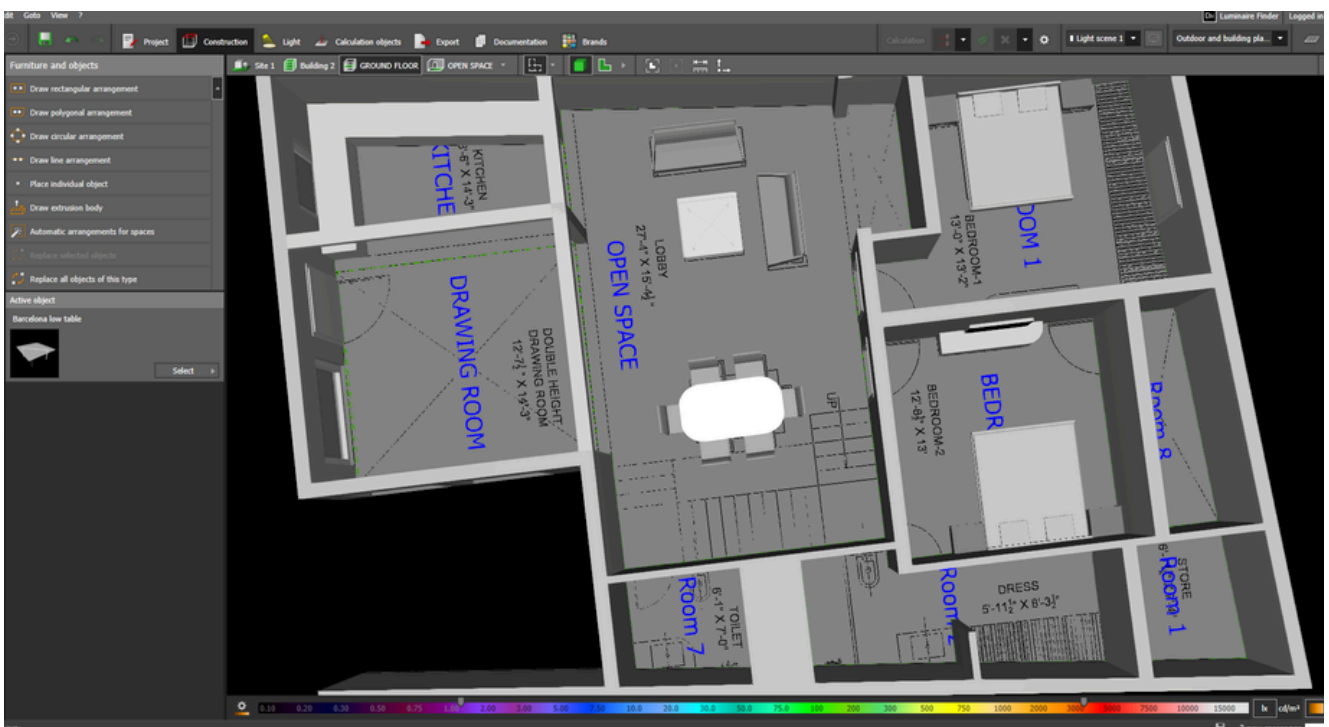

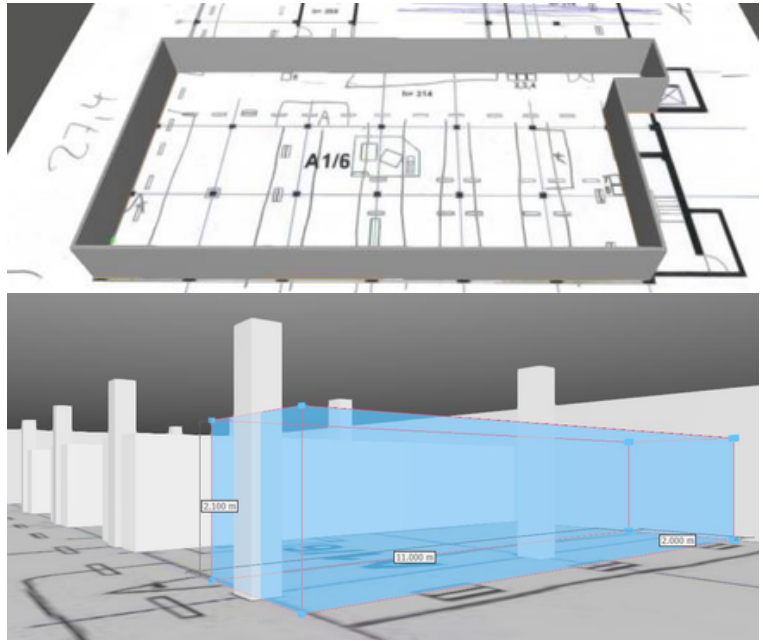
Send email enquiry to [sumaiya@novalightingconcepts.com](mailto:sumaiya@novalightingconcepts.com)

## DIALux Workshop Flow:



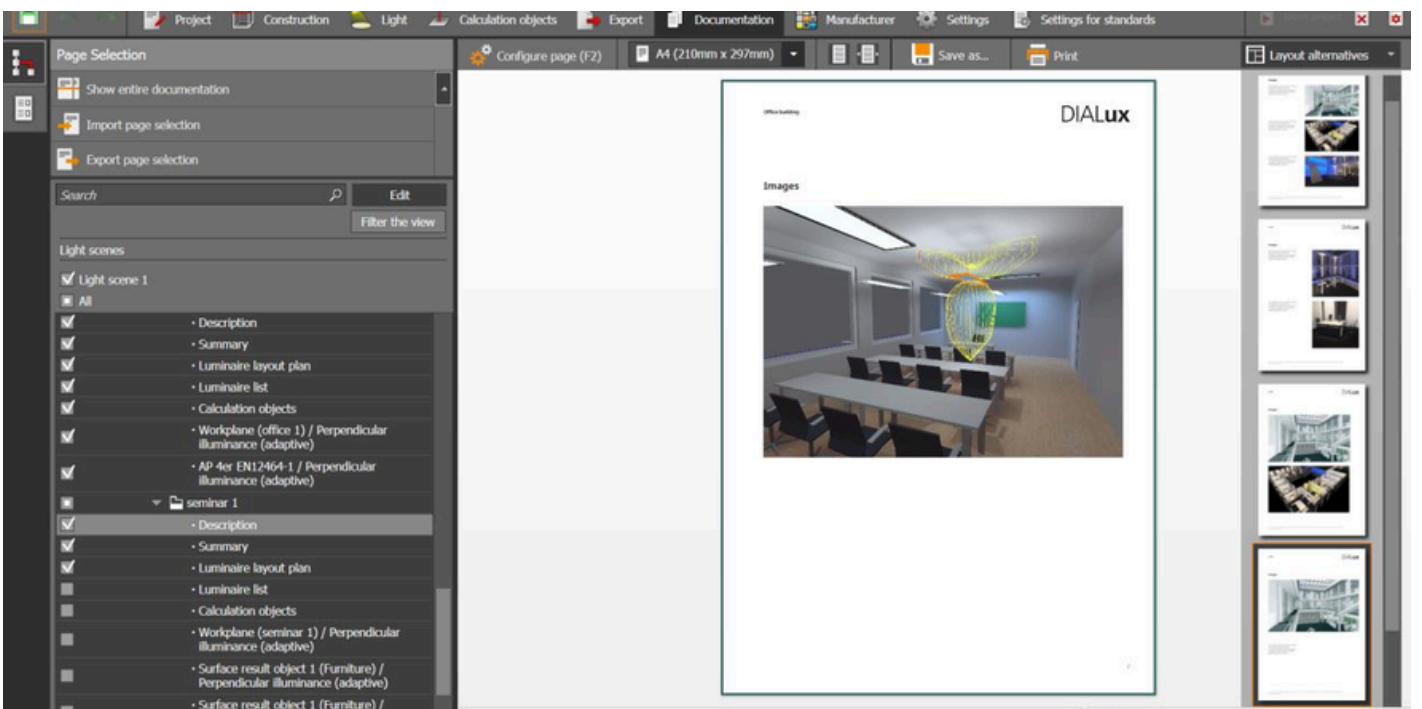
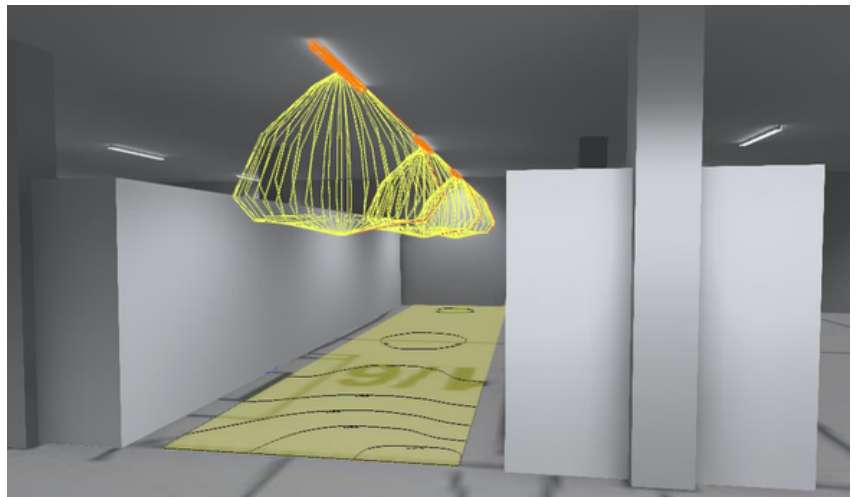
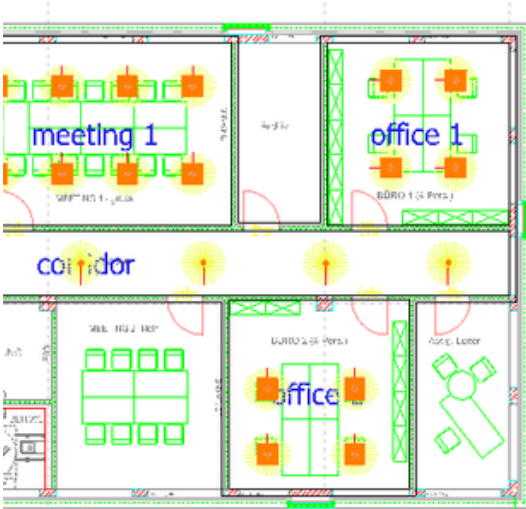
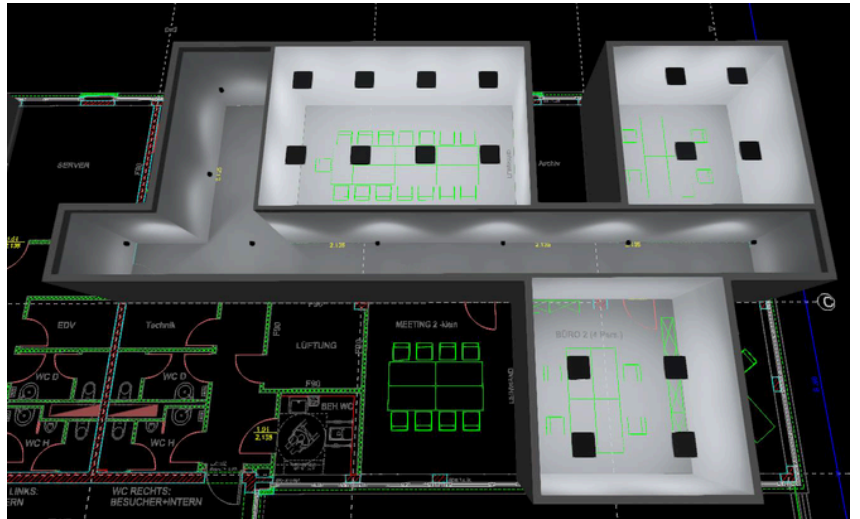
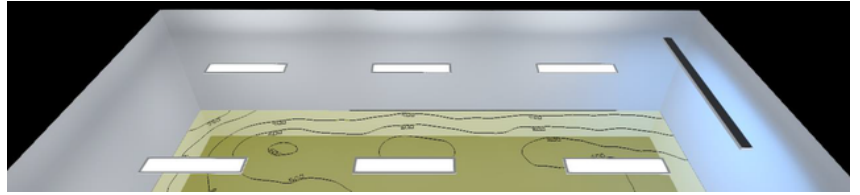
## Construction — Preview

- Checking and setting correct drawing units
- Cleaning and preparing CAD files for import
- Fixing common import errors
- Build a complete floor in 3D
- Work with simple objects
- Basic understanding of textures
- Insert windows and doors
- Create suspended ceilings
- Define spaces and utilization profiles

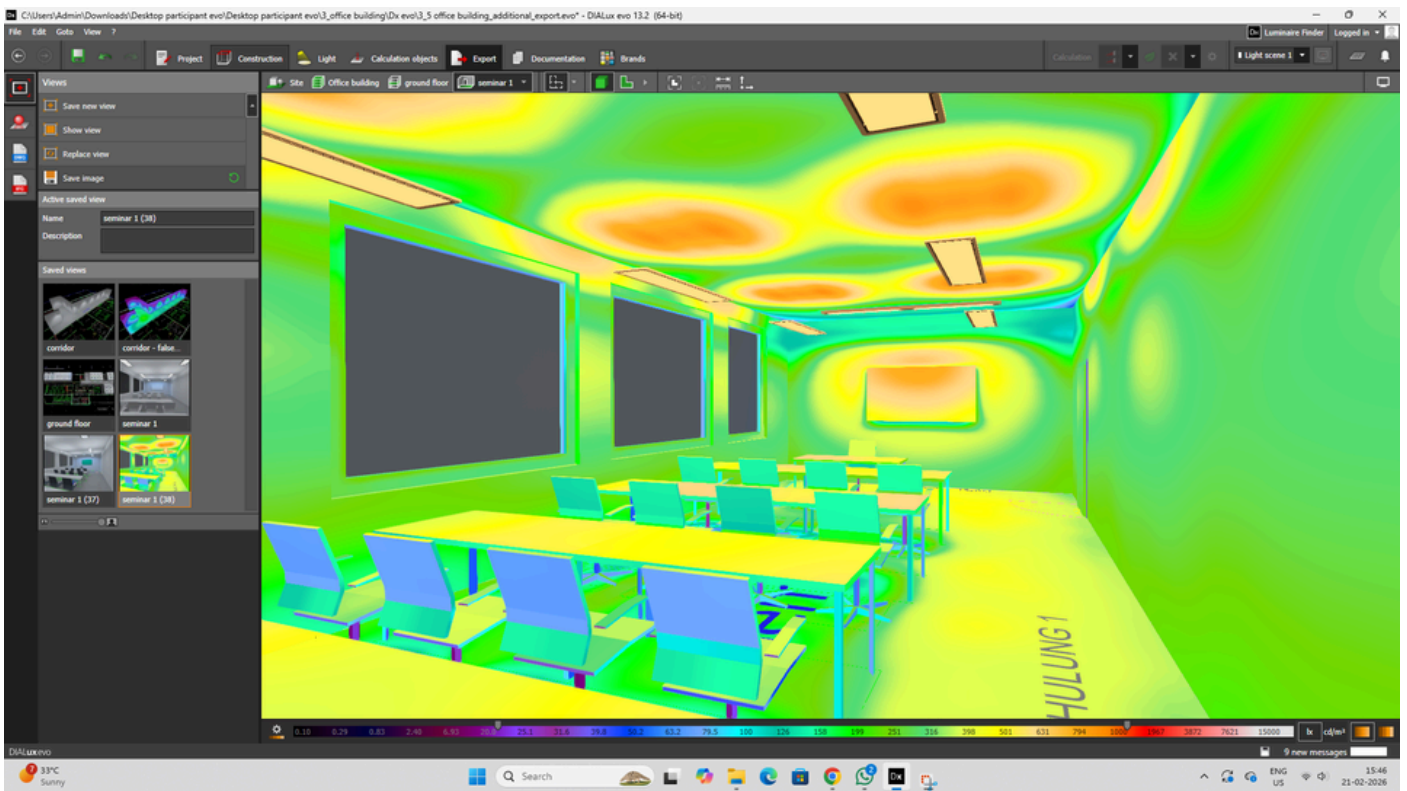
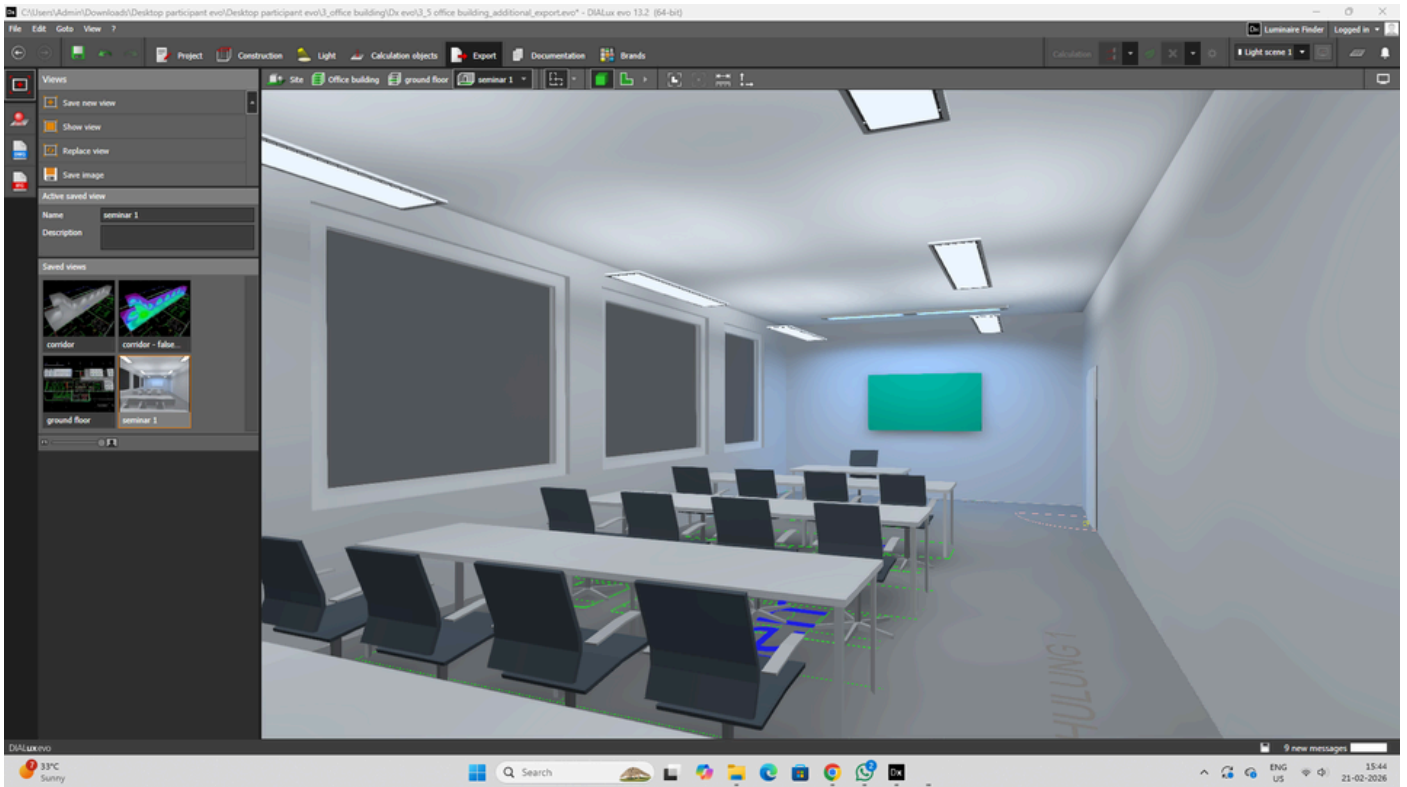


# Lighting ,Calculation and Documentation — Preview

- Import luminaire files
- Plan and place luminaires efficiently
- Arrange lighting for uniform coverage
- Set lux levels and uniformity according to standards
- Review calculation results and false color renderings
- Generate good-quality renders
- Create clear lux reports



# Lighting, Calculation and Documentation — Preview



## **AFTER COMPLETING THIS WORKSHOP, YOU WILL BE ABLE TO:**

- Independently model complete interior lighting projects
- Perform lux calculations as per international standards
- Analyze uniformity and lux levels correctly
- Generate professional Lux reports
- Create renders for presentations

# Here's what our Workshop Participants say!



**Aditi Tejas, India**

**Student - Electrical Engineering**

As a 3rd-year Engineering student from Mumbai, I was nervous about learning DIALux, but Sumaiya's one-on-one beginner workshop changed everything. Her flexible timings worked perfectly around my college schedule, and she explained each step patiently, never rushing the class.

What stood out most was how clearly she explained the technical side — not just how to use the software, but why lighting standards matter in real-world projects. She simplified complex concepts and even taught me how to create professional Lux reports.


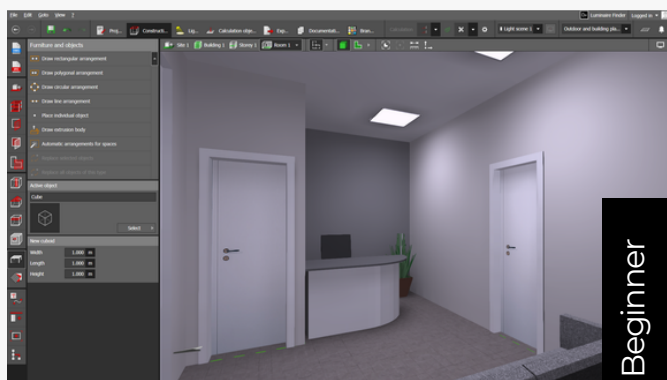
I now feel much more confident with my college lighting project. Highly recommend her workshops!



**Mary Ann Pestano, Philippines**

**Lighting Designer**

Sumaiya has been an exceptional mentor during our one-on-one DIALux advanced workshop. She is incredibly accommodating and patient, always willing to address my inquiries with clarity and understanding. Her explanations of complex topics are remarkably straightforward, making it easy to grasp even the most challenging concepts. Additionally, she provides valuable tips and insights as a lighting designer, which have significantly enhanced my project outcomes. Her dedication and mentorship have not only improved my skills but also fostered a strong professional relationship. I highly recommend her as a mentor and look forward to continuing our collaboration.



**Mahesh, India**

**Lighting Engineer**


I recently completed the advanced Dialux course by Sumaiya, and it was incredibly helpful! The course provided in-depth knowledge of Dialux software's capabilities, and I gained hands-on experience with various features. I learned how to build false ceilings, create plan-accurate elevations, and understand uniformity calculations. The course was well-structured, and Sumaiya's teaching style made complex concepts easy to grasp. I'm grateful for the opportunity to enhance my skills in lighting design using Dialux. This course has definitely taken my expertise to the next level. Highly recommended for anyone looking to master Dialux!



**Saranya, India**

**Lighting Estimation Engineer**

Attending the Dialux workshop led by Sumaiya was an incredibly valuable and enriching experience. Sumaiya has immense knowledge on the Dialux software and lighting design, and she shares it with clarity and passion. Her one-on-one sessions are especially helpful, as she asks us to immediately practice what we've learned during the same class. The workshop is well structured with bite-sized information delivered daily, which made the learning process smooth and manageable while deepening our understanding of the software. Overall, it was a wonderful and worthwhile experience that significantly improved my skills in Dialux.



# Here's what our Workshop Participants say!



**Mouad Salami, MOROCCO**  
**Principal Lighting Design Engineer**

I was fortunate to take private Dialux lessons from an amazing teacher. Learning one-on-one was the best. We could explore lighting design at my own speed, and each lesson was made just for me. She explained hard lighting ideas using real-life examples, making it easy to understand.

She did more than just teach the software; she shared her expert knowledge of the lighting industry and helped me plan my career. This personal coaching boosted my skills and confidence.

She was always patient and made sure I understood everything before moving on. Her teaching mixed technical skills with how to use them in the real world, making each lesson both helpful and interesting.

The personal guidance was incredibly helpful, as she gave me advice on my lighting design career.

Considering the in-depth knowledge I gained and the personalized attention, this one-on-one training was worth every penny.



**Abdul Majeed, OMAN**  
**Specialist Electrical Engineer**

I would like to extend my heartfelt gratitude to Ms. Sumaiya for delivering an insightful and highly impactful one-on-one online course (Advanced Light Scene Video Workshop For Interior And Facade Lighting). Her exceptional expertise in DIALux Evo and lighting design truly shines through, making the learning experience both enriching and enjoyable.


The way she conducted the course with clarity, patience, and enthusiasm was truly commendable. Her ability to explain intricate concepts with ease and guide participants step-by-step is a testament to her outstanding teaching skills and deep knowledge of the field.

The course was very helpful to me. It was an honor to learn from a true expert like you.



**Kevin Kunjumon, Abu Dhabi, UAE**  
**Lighting Estimation Engineer**

The workshop on DIALux light scene and video making was highly informative and practical. It clearly demonstrated how to create, adjust, and present lighting scenes in a professional way. The session on video rendering was particularly useful, showing how to communicate lighting concepts to clients with realistic walkthroughs and animations. The step-by-step guidance, along with live examples, made it easier to understand the tools and apply them in real projects. Overall, the workshop was well-structured, engaging, and very valuable for anyone working in lighting design and presentation.




**Hishad karuvalli. UAE**  
**Lighting Designer**

Attending the lighting workshop was a truly valuable experience. The sessions on light scene creation, RGB effects, and walkthrough videos were well-organized and filled with practical insights.

Er.Sumaiya, explained each topic clearly and shared real project examples, making every concept easy to understand and apply. The interactive approach and hands-on exercises made the sessions both engaging and effective.

This workshop helped me a lot in my professional work, especially in improving my lighting presentation and visualization skills.

Highly recommend it to anyone in the lighting field.



# WHY US?

## 100% 1-TO-1 PERSONAL MENTORSHIP

This is not a batch course.

Every session is conducted exclusively one-to-one to ensure complete personal attention and focused learning.

## FLEXIBLE SCHEDULING — DESIGNED FOR WORKING PROFESSIONALS

This workshop is specially structured for professionals with busy schedules. Session timings are flexible and arranged according to your availability. Suitable for different time zones

## OFFICIAL DIALux CERTIFICATION

As a Certified DIALux Trainer, participants of this workshop receive the Official DIALux Certificate upon successful completion.

# WHAT YOU WILL RECEIVE

- 8–10 Hours Live 1-to-1 Training
- Practice Project Files
- Free Learning Materials
- 50 DXOBJ 3D Model Packs
- Flexible Scheduling
- Official Certificate

# HOW TO ENROLL

Email us mentioning:

- Workshop name
- Preferred Start date
- Preferred time
- Receive confirmation and payment details
- Complete 100% advance payment to confirm your slot
- Workshop schedule finalized — Training begins via Google meet /zoom call
- Limited slots available due to 1-to-1 format.

## Upgrade Offer (For Beginner Workshop Participants)

After completing the Beginner Workshop, if you wish to join the Advanced Workshop, you can get **10% Discount**

Get 10% off on the Advanced Workshop fee.

### CONTACT US



Phone Number  
**+91-9632328012**



Email Address  
**sumaiya@novalightingconcepts.com**